



Reception

Enriching Learning


Summer Term 1 - 2025



Bug Club

Phonics

Don't forget to spend 5-10 minutes each day reading your 'Learn to Read' book. Remember you do not have to read the whole book each day- it can just be a couple of pages. Each Friday you will also have a phonic sheet to help you practise the phonemes, words and tricky words we have learnt during the week.



Spotlight on:



Handwriting families

Each letter in the alphabet is in its own 'family'. The handwriting families are - **Curly Caterpillar Family**, Long Ladder Family, **One-Armed Robot Family** and **Zig Zag Monster Family**. Each family shares particular characteristics that makes them similar. For example, they all have a curve or the all have a straight line and a curved line. Below is a poster showing each family and the letters it contains.

When learning to form letters it is really important your child knows where to start and end each letter. Sometimes the letter may look correct but on further inspection you may see some errors in the formation. Refer to these posters when your child does any writing at home. Or you may choose to set a timer for 5 minutes and get your child to practise a certain family.

Letter Formation

c a d g q e s f o

l i t j y u

r b n h m k p

v w x z

Each week, you need to choose one of these activities to complete in your homework book. Make sure that you choose a range of activities (some from each box) during the term. Please hand in on Wednesdays.



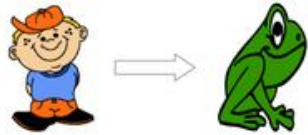
How to turn a child into a frog

Ingredients

2 cups of wiggly worms
1 spoonful of bats blood
1 cup of fat frogs
2 spoonfuls of mushy mud

Method

1. Put the ingredients in the cauldron.
2. Mix them all together.
3. Say whizz, bang whizz.
4. Turn around 2 times.
5. Drink the potion.



Literacy Activities


- Write a set of instructions (it could be a recipe for a smoothie, instructions on how to look after a pet, or instructions on how to play a game). If it's too much for you to write, you can ask a grown-up to write the instructions that you tell them. Try and help to sound out the words.
- Write three clues about your favourite animal for the Maple Class teachers to try and guess! Try your best to sound out the words you want to write.
- Practise your letter formation in preparation for Year 1.

Topic Activities

- Make a habitat in a box. You could use a shoebox to decorate. Will you make a jungle box with lots of trees and plants? You could make a desert box with some real sand. You could even make a polar box with some cotton wool snow!
- Think about some of the creatures that you might find in your garden and create a home for them. It could be a hedgehog house, a bird nest or a mini-beast hotel. You could even make a den for you to play in!
- Have a look in some books or on the internet (with grown up support) at some pictures of different animals. Which animal is your favourite? Where do they live? Can you draw a picture of the animal?
- Look at some photos of you as a baby and some photos of you now. How have you changed? How have you grown?

Personalised homework

Personalised homework is all about what you want to show us. Think about our topic and the events that are coming up and create something to bring and share.



Maths Activities

- Play a board game with someone at home. Can you roll the dice and quickly recognise the number shown without counting? Can you move the correct number of spaces?
- Get your grown up to write out the numbers to 10 on different pieces of paper/post-it notes. Can you put the numbers in the correct order?
- Get 5 pieces of pasta (or equivalent). Put some in one bowl and some in another. What are the parts? What is the whole?
- Spatial reasoning - complete a puzzle! How many times do you need to turn a piece so that it will fit in the gap? Or, ask your grown up to build a simple Lego model without showing you. Can you follow their instructions to build a matching one? Remember to listen out for positional words like: next to, on top, underneath, behind, in front and in between.